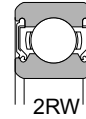
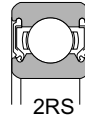
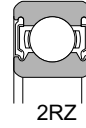
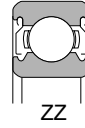
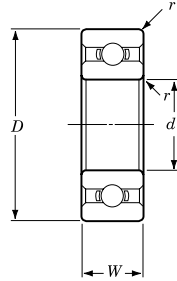


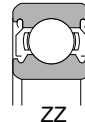
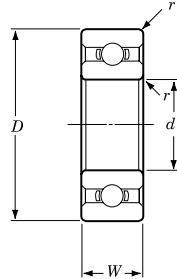
## BEARING SPECIFICATIONS 60 Series



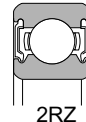
Any combination of closures is available

Basic Bearing No.	Bore $d$		Outer Diameter $D$		Width $W$		Radius $r$		Basic Load Rating KN		Ball Complement		Max Runout Speed		Weight kg
	mm	inch	mm	inch	mm	inch	mm	inch	Dynamic	Static	No.	Size mm	Grease r/min	Oil r/min	
									$C$	$C_0$					
604	4	.1575	12	.4724	4	.1575	0.2	.008	0.97	0.36	8	1.588	43000	51000	0.002
605	5	.1969	14	.5512	5	.1969	0.2	.008	1.33	0.505	8	2	39000	46000	0.0035
606	6	.2362	17	.6693	6	.2362	0.3	.012	2.19	0.865	8	2.831	30000	38000	0.006
607	7	.2756	19	.7480	6	.2362	0.3	.012	2.24	0.91	7	3.5	28000	36000	0.008
608	8	.3149	22	.8661	7	.2756	0.3	.012	3.35	1.40	7	3.969	26000	34000	0.012
609	9	.3543	24	.9449	7	.2756	0.3	.012	3.40	1.45	7	3.969	22000	30000	0.014
6000	10	.3937	26	1.0236	8	.3150	0.3	.012	4.55	1.96	7	4.763	20000	28000	0.019
6001	12	.4724	28	1.1024	8	.3150	0.3	.012	5.10	2.39	8	4.763	19000	26000	0.021
6002	15	.5906	32	1.2598	9	.3543	0.3	.012	5.60	2.84	9	4.763	18000	24000	0.030
6003	17	.6693	35	1.3780	10	.3937	0.3	.012	6.80	3.35	10	4.763	17000	22000	0.039
6004	20	.7874	42	1.6535	12	.4724	0.6	.024	9.40	5.05	9	6.35	15000	19000	0.069
6005	25	.9843	47	1.8504	12	.4724	0.6	.024	10.10	5.85	10	6.35	13000	17000	0.080
6006	30	1.1811	55	2.1654	13	.5118	1.0	.039	13.20	8.30	11	7.144	12000	15000	0.116
6007	35	1.3780	62	2.4409	14	.5512	1.0	.039	16.00	10.30	11	7.938	10000	13000	0.155
6008	40	1.5748	68	2.6772	15	.5906	1.0	.039	16.80	11.50	12	7.938	8000	11000	0.185
6009	45	1.7717	75	2.9528	16	.6299	1.0	.039	21.00	15.10	12	8.731	7200	9000	0.231
6010	50	1.9685	80	3.1496	16	.6299	1.0	.039	21.80	16.60	13	8.731	6400	7800	0.250
6011	55	2.1654	90	3.5433	18	.7087	1.1	.043	28.30	21.20	11	11.112	5700	7000	0.362
6012	60	2.3622	95	3.7402	18	.7087	1.1	.043	29.50	23.20	12	11.112	5000	6300	0.385

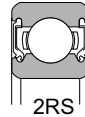
## BEARING SPECIFICATIONS 62 Series



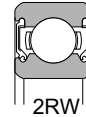
ZZ



2Z



2RS

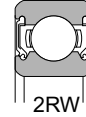
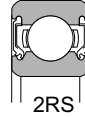
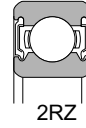
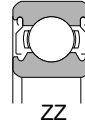
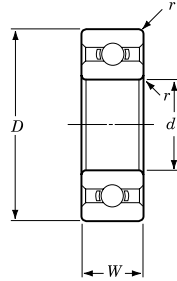


2RW

Any combination of closures is available

Basic Bearing No.	Bore $d$		Outer Diameter $D$		Width $W$		Radius $r$ min		Basic Load Rating KN		Ball Complement		Max Runout Speed		Weight kg
	mm	inch	mm	inch	mm	inch	mm	inch	Dynamic	Static	No.	Size mm	Grease r/min	Oil r/min	
									$C$	$C_0$					
624	4	.1575	13	.5118	5	.1968	0.2	.007	1.31	0.49	6	2.381	36000	45000	0.0032
625	5	.1968	16	.6299	5	.1968	0.3	.012	1.76	0.68	6	3.175	32000	40000	0.0048
626	6	.2362	19	.7480	6	.2362	0.3	.012	2.34	0.885	7	3.5	28000	36000	0.0081
627	7	.2756	22	.8661	7	.2756	0.3	.012	3.35	1.40	7	3.969	26000	34000	0.013
628	8	.3149	24	.9448	8	.3149	0.3	.012	4.00	1.59	7	3.969	24000	32000	0.017
629	9	.3543	26	1.0236	8	.3149	0.3	.012	4.55	1.96	7	4.763	22000	30000	0.020
6200	10	.3937	30	1.1811	9	.3543	0.6	.024	5.10	2.39	8	4.763	19000	26000	0.032
6201	12	.4724	32	1.2598	10	.3937	0.6	.024	6.10	2.75	7	5.953	18000	24000	0.037
6202	15	.5906	35	1.3780	11	.4331	0.6	.024	7.75	3.60	8	5.953	17000	22000	0.045
6203	17	.6693	40	1.5748	12	.4724	0.6	.024	9.60	4.60	8	6.747	16000	20000	0.066
6204	20	.7874	47	1.8504	14	.5512	1.0	.039	12.80	6.65	8	7.938	14000	18000	0.106
6205	25	.9843	52	2.0470	15	.5906	1.0	.039	14.00	7.85	9	7.938	12000	16000	0.128
6206	30	1.1811	62	2.4409	16	.6299	1.0	.039	19.50	11.30	9	9.525	10000	13000	0.199
6207	35	1.3780	72	2.8346	17	.6693	1.1	.043	25.70	15.30	9	11.112	8800	10000	0.287
6208	40	1.5748	80	3.1496	18	.7087	1.1	.043	29.10	17.80	9	12	7700	9200	0.367
6209	45	1.7717	85	3.3465	19	.7480	1.1	.043	32.50	20.40	10	12	6800	8200	0.416
6210	50	1.9685	90	3.5433	20	.7874	1.1	.043	35.00	23.20	10	12.7	6100	7300	0.462
6211	55	2.1654	100	3.9370	21	.8268	1.5	.059	43.50	29.20	10	14.288	5500	6600	0.602
6212	60	2.3622	110	4.3307	22	.8661	1.5	.059	52.50	36.00	10	15.081	5000	6000	0.789

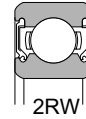
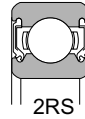
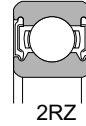
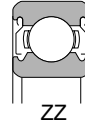
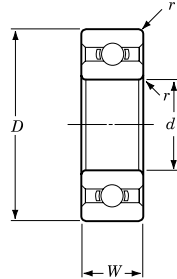
## BEARING SPECIFICATIONS 63 Series



Any combination of closures is available

Basic Bearing No.	Bore $d$		Outer Diameter $D$		Width $W$		Radius $r$ min		Basic Load Rating KN		Ball Complement		Max Runout Speed		Weight kg
	mm	inch	mm	inch	mm	inch	mm	inch	Dynamic	Static	No.	Size mm	Grease r/min	Oil r/min	
									$C$	$C_0$					
635	5	.1969	19	.7480	6	.2362	0.3	.012	2.34	0.885	9	2.381	34000	40000	0.008
6300	10	.3937	35	1.3780	11	.4331	0.6	.024	8.20	3.50	7	6.35	15000	21000	0.053
6301	12	.4724	37	1.4567	12	.4724	1.0	.039	9.70	4.20	7	6.35	14000	20000	0.060
6302	15	.5906	42	1.6535	13	.5118	1.0	.039	11.40	5.45	7	7.938	13000	18000	0.082
6303	17	.6693	47	1.8504	14	.5512	1.0	.039	13.50	6.55	7	8.731	12000	17000	0.115
6304	20	.7874	52	2.0472	15	.5906	1.1	.043	15.90	7.90	7	9.525	11000	15000	0.144
6305	25	.9843	62	2.4409	17	.6693	1.1	.043	21.20	10.90	7	11.5	10000	13000	0.2193
6306	30	1.1811	72	2.8346	19	.7480	1.1	.043	26.70	15.00	8	12	8000	10000	0.3498
6307	35	1.3780	80	3.1496	21	.8268	1.5	.059	33.50	19.10	8	13.494	6800	8000	0.4542
6308	40	1.5748	90	3.5433	23	.9055	1.5	.059	40.50	24.00	8	15.081	5800	7200	0.6394
6309	45	1.7717	100	3.9370	25	.9843	1.5	.059	53.00	32.00	8	17.462	5000	6200	0.8363
6310	50	1.9685	110	4.3307	27	1.0630	2	.079	62.00	38.50	8	19.05	4400	5500	1.0822

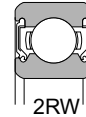
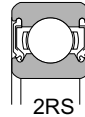
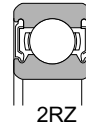
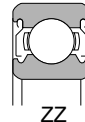
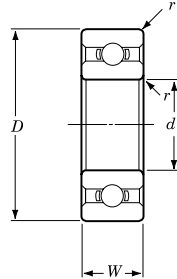
## BEARING SPECIFICATIONS 68 Series



Any combination of closures is available

Basic Bearing No.	Bore $d$ mm inch	Outer Diameter $D$ mm inch	Width $W$		Radius $r$ min mm inch	Basic Load Rating KN		Ball Complement		Max Runout Speed		Weight kg
			open mm inch	Shielded Sealed mm inch		Dynamic $C$	Static $C_0$	No.	Size mm	Grease r/min	Oil r/min	
685	5 .1969	11 .4331	3 .1181	5 .1969	0.15 .006	0.715	0.282	8	1.588	35000	45000	0.0011
686	6 .2362	13 .5118	3.5 .1378	5 .1969	0.15 .006	1.08	0.44	8	2.0	33000	42000	0.0019
687	7 .2756	14 .5512	3.5 .1378	5 .1969	0.15 .006	1.17	0.51	9	2.0	31000	40000	0.0021
688	8 .315	16 .6299	4 .1575	5 .1969	0.2 .008	1.26	0.585	9	2.381	29000	38000	0.0031
689	9 .3543	17 .6693	4 .1575	5 .1969	0.2 .008	1.72	0.82	11	2	28000	36000	0.0032
6800	10 .3937	19 .7480	5 .1969	5 .1969	0.3 .012	1.83	0.925	9	2.381	26000	34000	0.005
6800W7	10 .3937	19 .7480	7 .2756	7 .2756	0.3 .012	1.83	0.925	9	2.381	26000	34000	0.006
6801	12 .4724	21 .8268	5 .1969	5 .1969	0.3 .012	1.92	1.04	12	2.381	22000	30000	0.006
6802	15 .5906	24 .9449	5 .1969	5 .1969	0.3 .012	2.08	1.26	14	2.381	20000	28000	0.007
6803	17 .6693	26 1.0236	5 .1969	5 .1969	0.3 .012	2.81	1.72	15	2.381	19000	26000	0.008
6804	20 .7874	32 1.2598	7 .2756	7 .2756	0.3 .012	4.00	2.47	13	3.5	17000	22000	0.019
6805	25 .9843	37 1.4567	7 .2756	7 .2756	0.3 .012	4.30	2.95	15	3.5	15000	19000	0.022
6806	30 1.1811	42 1.6535	7 .2756	7 .2756	0.3 .012	4.70	3.65	19	3.175	13000	17000	0.026
6807	35 1.3780	47 1.8504	7 .2756	7 .2756	0.3 .012	4.90	4.05			11000	15000	0.029
6808	40 1.5748	52 2.0472	7 .2756	7 .2756	0.3 .012	5.10	4.40			9000	13000	0.033
6809	45 1.7717	58 2.2835	7 .2756	7 .2756	0.3 .012	6.40	5.65			7000	11000	0.040
6810	50 1.9685	65 2.5591	7 .2756	7 .2756	0.3 .012	6.60	6.10			5000	9000	0.052

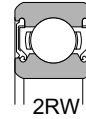
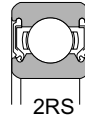
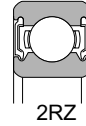
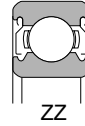
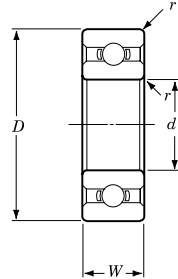
## BEARING SPECIFICATIONS 69 Series



Any combination of closures is available

Basic Bearing No.	Bore $d$		Outer Diameter $D$		Width $W$		Radius $r$ min		Basic Load Rating KN		Ball Complement		Max Runout Speed		Weight kg
	mm	inch	mm	inch	mm	inch	mm	inch	Dynamic	Static	No.	Size mm	Grease r/min	Oil r/min	
									$C$	$C_0$					
693	3	.1181	8	.315	3	.1181	0.15	.006	0.56	0.18	6	1.588	54000	63000	0.0006
W693	3	.1181	8	.315	4	.1181	0.15	.006	0.56	0.18	6	1.588	54000	63000	0.0007
694	4	.1575	11	.4331	4	.1575	0.2	.008	0.715	0.276	7	2	45000	52000	0.0018
695	5	.1969	13	.5118	4	.1575	0.2	.008	1.08	0.43	8	2.0	34000	43000	0.0024
696	6	.2362	15	.5906	5	.1969	0.3	.012	1.35	0.53	8	2.381	32000	40000	0.0038
697	7	.2756	17	.6693	5	.1969	0.3	.012	1.61	0.715	9	2.381	30000	38000	0.0052
698	8	.315	19	.7480	6	.2362	0.3	.012	1.99	0.865	7	3.5	28000	36000	0.0073
699	9	.3543	20	.7874	6	.2362	0.3	.012	2.48	1.09	9	2.381	27000	34000	0.0082
6900	10	.3937	22	.8661	6	.2362	0.3	.012	2.70	1.27	12	2.381	25000	32000	0.009
6901	12	.4724	24	.9449	6	.2362	0.3	.012	2.89	1.46	9	3.5	20000	28000	0.011
6902	15	.5906	28	1.1024	7	.2756	0.3	.012	4.10	2.06	10	3.969	19000	26000	0.016
6903	17	.6693	30	1.1811	7	.2756	0.3	.012	4.65	2.58	11	3.969	18000	24000	0.018
6904	20	.7874	37	1.4567	9	.3543	0.3	.012	6.40	3.70	11	4.763	17000	22000	0.036
6905	25	.9843	42	1.6535	9	.3543	0.3	.012	7.05	4.55	13	4.763	14000	18000	0.042
6906	30	1.1811	47	1.8504	9	.3543	0.3	.012	7.25	5.00	14	4.763	12000	16000	0.048
6907	35	1.3780	55	2.1654	10	.3937	0.3	.012	11.20	7.45			10000	14000	0.074
6908	40	1.5748	62	2.4409	12	.4724	0.3	.012	14.60	10.20			8000	12000	0.110
6909	45	1.7717	68	2.6772	12	.4724	0.3	.012	15.10	11.20			6000	10000	0.128
6910	50	1.9685	72	2.8346	12	.4724	0.3	.012	15.60	12.20			4000	8000	0.132

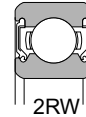
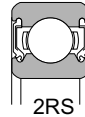
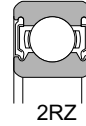
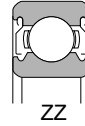
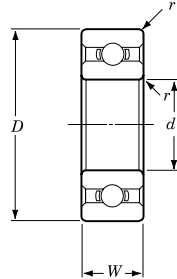
## BEARING SPECIFICATIONS Inch R Series



Any combination of closures is available

Basic Bearing No.	Bore $d$		Outer Diameter $D$		Width $W$				Radius $r$		Basic Load Rating KN		Ball Complement	
	mm	inch	mm	inch	Open		Shielded Sealed		min		Dynamic $C$	Static $C_0$	No.	Size mm
R156	4.763	.1875	7.938	.3125	2.78	.1094	3.18	.1250	0.1	.004	0.395	0.143		
R166	4.763	.1875	9.525	.3750	3.18	.1250	3.18	.1250	0.1	.004	0.710	0.268	8	1.588
R3	4.763	.1875	12.700	.5000	3.97	.1562	4.98	.1960	0.15	.006	1.31	0.49	6	2.381
R3A	4.763	.1875	12.700	.5000	4.98	.1960	4.98	.1960	0.15	.006	1.31	0.49		
R168	6.350	.2500	9.525	.3750	3.18	.1250	3.18	.1250	0.1	.004	0.268	0.136		
R188	6.350	.2500	12.700	.5000	3.18	.1250	4.76	.1875	0.15	.006	0.83	0.37	8	1.588
R4	6.350	.2500	15.875	.6250	4.98	.1960	4.98	.1960	0.2	.008	1.48	0.615	8	2.381
R4A	6.350	.2500	19.050	.7500	5.56	.2188	7.14	.2812	0.3	.012	2.34	0.885	6	3.969
R6	9.525	.3750	22.225	.8750	5.56	.2188	7.14	.2812	0.3	.012	3.30	1.40	7	3.969
R8	12.700	.5000	28.575	1.1250	6.35	.2500	7.94	.3125	0.3	.012	3.912	2.245	8	4.763
R8-7	11.113	.4375	28.575	1.1250	6.35	.2500	...	...	0.3	.012	3.912	2.245	8	4.763
R10	15.875	.6250	34.925	1.3750	7.14	.2812	8.73	.3438	0.6	.024	4.605	2.774	9	4.763
R12	19.050	.7500	41.275	1.6250	7.94	.3125	11.11	.4375	0.6	.024	7.246	4.445	9	6.35
99502H	15.875	.6250	34.925	1.3750	...	...	11	.4331	0.6	.024	7.75	3.60	8	5.953
SC0563	25	.9843	62	2.4409	12	.4704	...	...	1.1	.043	12.81	8.44	9	8.731
63/28	28	1.1024	68	2.6772	18	.7087	...	...	1.1	.043	26.70	14.00	8	11.5
MS12	31.75	1.25	79.247	3.1239	22.225	.874	...	...	1.1	.043	25.5	17.58	7	14.2875
98205	25	.9843	52	2.0470	9	.3543	...	...	1.0	.039	8.21	6.60	11	6.35

## BEARING SPECIFICATIONS Inch 16 Series



Any combination of closures is available

Basic Bearing No.	Bore $d$		Outer Diameter $D$		Width $W$		Radius $r$		Basic Load Rating KN		Ball Complement	
	mm	inch	mm	inch	mm	inch	mm	inch	Dynamic $C$	Static $C_0$	No.	Size mm
1601	4.763	.1875	17.463	.6875	★ 6.350	.2500	0.3	.012	1.511	0.724	6	3.969
1602	6.350	.2500	17.463	.6875	★ 6.350	.2500	0.3	.012	1.511	0.724	9	2.831
1603	7.938	.3125	22.225	.8750	△ 7.144	.2812	0.3	.012	2.547	1.342	7	3.969
1604	9.525	.3750	22.225	.8750	△ 7.144	.2812	0.3	.012	2.547	1.342	7	3.969
1605	7.938	.3125	23.019	.9062	7.938	.3125	0.3	.012	2.547	1.342	7	3.969
1606	9.525	.3750	23.019	.9062	7.938	.3125	0.3	.012	2.547	1.342	7	3.969
1607	11.113	.4375	23.019	.9062	7.938	.3125	0.3	.012	3.556	1.938	7	3.969
1614	9.525	.3750	28.575	1.1250	9.525	.3750	0.3	.012	3.921	2.245	8	4.763
1615	11.113	.4375	28.575	1.1250	9.525	.3750	0.3	.012	3.921	2.245	8	4.763
1616	12.700	.5000	28.575	1.1250	9.525	.3750	0.3	.012	3.921	2.245	8	4.763
1620	11.113	.4375	34.925	1.3750	11.113	.4375	0.6	.024	5.881	3.471	10	4.763
1621	12.700	.5000	34.925	1.3750	11.113	.4375	0.6	.024	5.881	3.471	10	4.763
1622	14.288	.5625	34.925	1.3750	11.113	.4375	0.6	.024	5.881	3.471	10	4.763
1623	15.875	.6250	34.925	1.3750	11.113	.4375	0.6	.024	5.881	3.471	10	4.763
1628	15.875	.6250	41.275	1.6250	12.700	.5000	0.6	.024	7.232	4.45	9	6.35
1630	19.050	.7500	41.275	1.6250	12.700	.5000	0.6	.024	7.232	4.45	9	6.35
1633	15.875	.6250	44.450	1.7500	12.700	.5000	1.0	.039	7.232	4.45	9	6.35
1635	19.050	.7500	44.450	1.7500	12.700	.5000	1.0	.039	7.232	4.45	9	6.35

★ Width RS & 2RS = 5/16 inch. 7.938mm

△ Width RS & 2RS = 11/32 inch. 8.731mm